

# SUPTRACTOR

For 9.3 inch (Rega) Blackbird Farpoint

222 mm spindle-to-mount-centre  
232 mm spindle to pivot

248.6 mm pivot-to-stylus  
22° offset

## STEP 1

Spindle-to-pivot distance:

- push protractor hole onto spindle
- rotate protractor point to pivot point
- correct discrepancy (see manual) or...
- calculate new effective length

## STEP 2

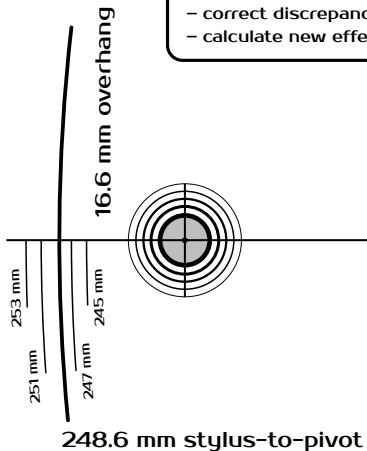
Pivot-to-stylus distance:

- place protractor point at pivot point
- lower stylus onto curves
- adjust cartridge for correct length


## STEP 3

Cartridge offset angle:


- push protractor hole onto spindle
- rotate so stylus sits on null point
- align cartridge with grid
- repeat steps 2 and 3 until happy



66 mm  
inner null



120.9 mm  
outer null



pivot point

CUT AWAY  
GREY AREA